

# PROVIDENCE

CHRISTIAN SCHOOL OF TEXAS



**Classes Enrichment through Eight**

**2010-2011**

**Application for Admission**



PROVIDENCE CHRISTIAN SCHOOL OF TEXAS

Dear Prospective Parent:

Thank you for your interest in Providence Christian School. We hope that the entire application process is purposeful and beneficial to your family. With many fine schools in the area from which to choose, we consider it an honor that you have chosen to make application to Providence. Our mission is to provide academically able students with a challenging educational experience designed to help them know, love, and practice that which is true, good, and excellent and to prepare them to live purposefully and intelligently in the service of God and man.

As we begin our twenty-first year with 442 students in grades Pre-k through Eight, we continue to strive to develop the intellectual, spiritual, moral, and physical habits which comprise a disciplined lifestyle and which are foundational to responsible and fulfilled living.


Parents are invited to visit our campus and to observe classes in session. If you have not yet visited Providence, please call to schedule a tour and classroom observation. The Admission phone number is 469-341-4031.

In these pages you will find the application and all other necessary forms to complete your application. When we receive your application, we will contact you for observation (Enrichment II and III), testing (grades one through four), student class visits (grades five through eight), and parent interview for all families.

I look forward to meeting you.

Sincerely,

Eileen Morse  
Director of Admission



# Providence Christian School of Texas

## Application Process Summary

### Classes Enrichment through Eight

#### Admission Statement

Providence Christian School of Texas welcomes you to its admission process. Providence invites you to become acquainted with the School through its school publications, a visit to the campus, and/or a conversation with a member of the administration.

The goal of the Admission Committee at Providence Christian School of Texas is to bring together a cohesive student body which can best grow spiritually, intellectually, and physically. Each candidate's academic potential, scholastic motivation, and character development will be taken into consideration. The Admission Committee will seek to make each admission decision based on what is best for the child and for the School. Because of the magnitude and importance of its task, the Committee's independence and integrity will be guarded.

#### **1. COMPLETE THE APPLICATION AND RETURN TO SCHOOL BY JANUARY 20, 2010. INCLUDE THE FOLLOWING:**

- \$150 Application Fee (Checks made payable to Providence Christian School of Texas)
- Birth Certificate
- Photo of Family
- Statement of Faith and Core Values signature forms

#### **2. CAMPUS VISIT**

Parents of all applicants are welcome to visit the campus for a tour and to visit a classroom. Please schedule by calling the Admission Office at 469-341-4031.

#### **3. TESTING/OBSERVATION**

Enrichment I applicants are not observed or tested.


Enrichment II and III (kindergarten) applicants come to the campus for observation on Friday, February 5.

Classes One through Four applicants will come to the campus for testing on Saturday, February 6.

Classes Five through Eight applicants must take the ISEE. Register online at [www.erbtest.org](http://www.erbtest.org). Click on ISEE. These students will also be invited to visit our campus for a school day.

#### **4. INTERVIEW**

Both parents of all applicants are interviewed. The Admission Office will contact you to set up the interview.



# Providence Christian School of Texas

## Application Process Summary

### Classes Enrichment through Eight

#### **5. FINANCIAL AID**

All admission decisions are made independently of a family's request for financial aid. Students receiving financial aid are expected to meet the academic and behavioral standards of Providence. Contact the Admission office for the necessary financial aid materials. Financial aid is granted on the basis of need as determined by the School's evaluation of the Report from the School and Student Services Committee of the College Board and the parents' most recent federal income tax return.

##### **Returning Students**

Financial Aid Applications are due by February 15, 2010.

##### **New Students**

Financial Aid Applications are due by April 9, 2010.

#### **6. ADMISSION DECISIONS**

Admission decision letters will be mailed on March 12, 2010.

#### **7. CORE VALUES MEETING**

All parents must attend one of three scheduled Core Values meetings before enrollment will be confirmed. You may choose the day/time most convenient for you.

Tuesday, March 23            9:30 – 11:30 a.m.

Thursday, March 25        9:30 – 11:30 a.m.

Tuesday, March 30        7:30 – 9:30 a.m.

#### **8. NEW PARENT ORIENTATION—MAY 13, 2010**

#### **9. FOR ASSISTANCE**

If you have any questions about this process, please call Pam Floyd at 469-341-4031.



Please attach  
recent photo  
here

# 2010-2011 Application for Admission Classes Enrichment through Eight



## Applying to Grade

EI    EII    EIII    1    2    3    4    5    6    7    8                      Current Grade \_\_\_\_\_

Please Circle

## Application Checklist

- Birth Certificate (copy)
- Photo of Family
- Application Fee (non-refundable) (\$150.00)
- Transcript (for applicants to **Classes Two through Eight**)
- Teacher Evaluation (for applicants to **Classes Two through Eight**)
- Statement of Faith and Core Values signature forms

## Candidate Information

Candidate's Full Legal Name \_\_\_\_\_  
Last First Middle

Male     Female

Preferred Name \_\_\_\_\_ Date of Application \_\_\_\_\_

Home Address \_\_\_\_\_  
Number and Street City State Zip Code

Home Telephone (\_\_\_\_) \_\_\_\_\_ Mother's Cell (\_\_\_\_) \_\_\_\_\_ Father's Cell (\_\_\_\_) \_\_\_\_\_

Date of Birth \_\_\_\_\_ Age in Years \_\_\_\_\_ Place of Birth \_\_\_\_\_

Ethnicity (optional)     Caucasian     Asian     Middle Eastern     Other  
 African American     Hispanic     Native American     Multiracial

## Family Information

### Father

Name \_\_\_\_\_

Preferred Name \_\_\_\_\_

Home Address \_\_\_\_\_  
\_\_\_\_\_

Occupation/Position \_\_\_\_\_

Business Name \_\_\_\_\_

Business Telephone (\_\_\_\_) \_\_\_\_\_

Father's Email Address \_\_\_\_\_

College(s) Attended \_\_\_\_\_

## Family Information

### Mother

Name \_\_\_\_\_

Preferred Name \_\_\_\_\_

Home Address \_\_\_\_\_  
\_\_\_\_\_

Occupation/Position \_\_\_\_\_

Business Name \_\_\_\_\_

Business Telephone (\_\_\_\_) \_\_\_\_\_

Mother's Email Address \_\_\_\_\_

College(s) Attended \_\_\_\_\_

Please list names of other children in family.

Name \_\_\_\_\_ Age \_\_\_\_\_ School \_\_\_\_\_  
(if applicable)

Name \_\_\_\_\_ Age \_\_\_\_\_ School \_\_\_\_\_  
(if applicable)

Name \_\_\_\_\_ Age \_\_\_\_\_ School \_\_\_\_\_  
(if applicable)

Name \_\_\_\_\_ Age \_\_\_\_\_ School \_\_\_\_\_  
(if applicable)

Check if appropriate:

- Parents separated \*
- Parents divorced \*
- Mother deceased

- Father deceased
- Mother remarried
- Father remarried

Candidate lives with:

- Mother and Father
- Mother
- Father
- Legal Guardian
- Stepmother
- Stepfather

\*If parents are divorced or separated, to whom should admission correspondence be sent? \_\_\_\_\_

Who has legal custody? \_\_\_\_\_ With whom does student live? \_\_\_\_\_

Stepparent's Name \_\_\_\_\_ Stepparent's Name \_\_\_\_\_

Home Address \_\_\_\_\_ Home Address \_\_\_\_\_

Church Affiliation:

Father \_\_\_\_\_ Mother \_\_\_\_\_

Candidate \_\_\_\_\_

List Providence families whom you know:

How did you become interested in Providence?

- Advertising
- Friends
- Private School Fair
- Internet
- Other \_\_\_\_\_

### School Information

Present School \_\_\_\_\_  Independent  Public

Address \_\_\_\_\_

Principal/Head of School \_\_\_\_\_ Telephone (\_\_\_\_) \_\_\_\_\_

Please list other schools attended by the candidate.

School \_\_\_\_\_ Grades attended \_\_\_\_\_

Address \_\_\_\_\_

Has student previously applied for admission to Providence?  Yes  No Year(s): \_\_\_\_\_

Has your son/daughter ever skipped a grade?  Yes  No If yes, what grade?

Has your son/daughter ever repeated a grade?  Yes  No If yes, what grade?

Has your son/daughter been given diagnostic testing?  Yes  No If yes, please include a copy of report

Has the candidate ever received academic tutoring outside of the classroom? If so, please indicate the grade(s), subject(s), and circumstances.

Does your son/daughter have any record of school disciplinary problems?  Yes  No If yes, please explain.

Has your son/daughter ever been dismissed or suspended from any school?  Yes  No If yes, describe briefly the nature of the situation.

Comment on your son's/daughter's greatest strengths and abilities.

Are there any special circumstances of which the School needs to be aware to better evaluate your child?

What are your son's/daughter's special interests and extracurricular activities?

Please provide us with your parental perspective on your child's emotional, spiritual, and physical development. We appreciate your effort in helping us to know your son or daughter better.

Describe the ways in which you integrate your faith into your family's life.


After becoming acquainted with Providence's philosophy and statement of faith, describe your expectations of the School and how you see your family as part of Providence.

Describe how discipline is handled in your home.

Signature of Parent \_\_\_\_\_ Date \_\_\_\_\_

Printed Name of Parent Completing Application \_\_\_\_\_

Providence Christian School of Texas does not discriminate on the basis of race, gender, age, disability, or ethnic origin in administration of its educational policies, admission policies, scholarships, athletics, or other school-administered programs.



# 2010-2011 Enrichment Class Selection

**Child's Name:** \_\_\_\_\_

Male     Female

Date of Birth \_\_\_\_\_

Age as of September 1, 2010 \_\_\_\_\_

Listed below are the Enrichment classes offered for the 2010-2011 school year (classes available if minimum enrollment requirements are met). Please indicate the Enrichment class desired; place a number in order of preference in the box to the right of each class listed. If your first choice is your ONLY option due to conflicts with other days, please indicate the reason. We will make every effort to accommodate your needs.

*Please return this form with your completed application.*

<b>Enrichment</b>		Class Preferred	Reason for these days ONLY
Enrichment I	4 years old as of September 1 Monday/Wednesday — 9:30 - 12:00	<input type="checkbox"/>	_____
Enrichment I	4 years old as of September 1 Tuesday/Thursday — 9:30 - 12:00	<input type="checkbox"/>	_____
Enrichment II	5 years old as of September 1 Monday/Wednesday — 9:30 - 12:00	<input type="checkbox"/>	_____
Enrichment II	5 years old as of September 1 Tuesday/Thursday — 9:30 - 12:00	<input type="checkbox"/>	_____
Enrichment III	5 years old as of June 1 Monday/Wednesday — 9:30 - 2:45	<input type="checkbox"/>	_____
Enrichment III	5 years old as of June 1 Tuesday/Thursday — 9:30 - 2:45	<input type="checkbox"/>	_____
Enrichment III	5 years old as of June 1 Monday/Wednesday/Friday — 8:15 - 12:00	<input type="checkbox"/>	_____



**Required for  
Applicants to  
Classes Two  
through Eight**



**Deadline for  
Transcript  
Release:  
January 20, 2010**

### **Parent Instructions:**

Please complete the information below and give this form to the registrar at your child's current school. The sending school must return the form with an official school transcript that includes fall semester grades to Providence no later than January 20, 2010.

Full Name of Candidate \_\_\_\_\_

Birth Date \_\_\_\_\_ Applying for Grade \_\_\_\_\_

I hereby authorize the release of the information below to Providence Christian School of Texas.

Signature of Parent or Guardian \_\_\_\_\_ Date \_\_\_\_\_

### **To the Registrar:**

This student has applied for admission to Providence Christian School of Texas. Please send the following information on this student directly to Providence. This information will become part of the school records of Providence Christian School of Texas. These records must be received by the Admission Office no later than January 20, 2010.

1. Transcript of academic record, including courses taken and grades received
2. Faculty evaluations
3. Attendance records
4. Results of achievement tests
5. Results of aptitude tests
6. If applicable, copies of special personal evaluations or psychological reports
7. Immunization record

Mail directly to:

Office of Admission  
Providence Christian School of Texas  
5002 W. Lovers Lane  
Dallas, Texas 75209




**Required for  
Applicants to  
Classes Two  
through Eight**

# Classroom Teacher Evaluation

## Classes Two through Eight

**Deadline for  
Evaluation:  
January 20, 2010**



**Teacher Instructions:**

Thank you for taking the time to complete this evaluation. All information will be considered strictly confidential. The insight you are able to provide helps us tremendously in the admission process--specific examples and anecdotes are especially useful.

Name of Candidate \_\_\_\_\_

Candidate for Grade/Level \_\_\_\_\_ Current Grade Level \_\_\_\_\_ School Year \_\_\_\_\_

Current School \_\_\_\_\_

<b>Academic Performance</b>	Truly Outstanding	Excellent	Good	Average	Below Average
Language Arts/English					
Reading skills	<input type="checkbox"/>	<input type="checkbox"/>	<input type="checkbox"/>	<input type="checkbox"/>	<input type="checkbox"/>
Writing skills	<input type="checkbox"/>	<input type="checkbox"/>	<input type="checkbox"/>	<input type="checkbox"/>	<input type="checkbox"/>
Mathematics					
Facts/computation skills	<input type="checkbox"/>	<input type="checkbox"/>	<input type="checkbox"/>	<input type="checkbox"/>	<input type="checkbox"/>
Concepts/problem-solving skills	<input type="checkbox"/>	<input type="checkbox"/>	<input type="checkbox"/>	<input type="checkbox"/>	<input type="checkbox"/>
Prediction of applicant's success at next grade level at present school	<input type="checkbox"/>	<input type="checkbox"/>	<input type="checkbox"/>	<input type="checkbox"/>	<input type="checkbox"/>
Would you recommend this student for an honors curriculum?	<input type="checkbox"/> Yes	<input type="checkbox"/> No			
Has outside help been recommended?	<input type="checkbox"/> Yes	<input type="checkbox"/> No			
Has outside help been given?	<input type="checkbox"/> Yes	<input type="checkbox"/> No			
If help has been given, please elaborate: _____					

<b>Study Habits</b>	Truly Outstanding	Excellent	Good	Average	Below Average
Ability to work independently	<input type="checkbox"/>	<input type="checkbox"/>	<input type="checkbox"/>	<input type="checkbox"/>	<input type="checkbox"/>
Ability to work with others	<input type="checkbox"/>	<input type="checkbox"/>	<input type="checkbox"/>	<input type="checkbox"/>	<input type="checkbox"/>
Pattern of completing work on time	<input type="checkbox"/>	<input type="checkbox"/>	<input type="checkbox"/>	<input type="checkbox"/>	<input type="checkbox"/>
Attention span	<input type="checkbox"/>	<input type="checkbox"/>	<input type="checkbox"/>	<input type="checkbox"/>	<input type="checkbox"/>
Organization/care of materials	<input type="checkbox"/>	<input type="checkbox"/>	<input type="checkbox"/>	<input type="checkbox"/>	<input type="checkbox"/>
Work ethic	<input type="checkbox"/>	<input type="checkbox"/>	<input type="checkbox"/>	<input type="checkbox"/>	<input type="checkbox"/>

<b>Personal Characteristics</b>	Truly Outstanding	Excellent	Good	Average	Below Average
Peer relations	<input type="checkbox"/>	<input type="checkbox"/>	<input type="checkbox"/>	<input type="checkbox"/>	<input type="checkbox"/>
Attitude toward faculty and staff	<input type="checkbox"/>	<input type="checkbox"/>	<input type="checkbox"/>	<input type="checkbox"/>	<input type="checkbox"/>
Assumption of responsibility	<input type="checkbox"/>	<input type="checkbox"/>	<input type="checkbox"/>	<input type="checkbox"/>	<input type="checkbox"/>
Citizenship/Conduct	<input type="checkbox"/>	<input type="checkbox"/>	<input type="checkbox"/>	<input type="checkbox"/>	<input type="checkbox"/>
Health	<input type="checkbox"/>	<input type="checkbox"/>	<input type="checkbox"/>	<input type="checkbox"/>	<input type="checkbox"/>
Attendance	<input type="checkbox"/>	<input type="checkbox"/>	<input type="checkbox"/>	<input type="checkbox"/>	<input type="checkbox"/>

<b>Family</b>	Truly Outstanding	Excellent	Good	Average	Below Average
Supports child and his or her needs	<input type="checkbox"/>	<input type="checkbox"/>	<input type="checkbox"/>	<input type="checkbox"/>	<input type="checkbox"/>
Supports school and teachers	<input type="checkbox"/>	<input type="checkbox"/>	<input type="checkbox"/>	<input type="checkbox"/>	<input type="checkbox"/>

Please comment briefly on the following:

Candidate's qualities of mind (keenness, creativity, imagination):

Candidate's social and/or emotional development as compared with that of others of the same chronological age:

Candidate's greatest strengths:

Candidate's limitations or special needs (including amount of teaching time required):

Parental expectations, support, and attitude toward child:

Parental expectations and support of school:

Special comments (please attach additional sheet if necessary):

This student has been enrolled in this school for \_\_\_\_\_ year(s). I have known this student for \_\_\_\_\_ year(s).

Signature of Teacher \_\_\_\_\_ Position \_\_\_\_\_ Date \_\_\_\_\_

School \_\_\_\_\_ Address \_\_\_\_\_

City \_\_\_\_\_ State \_\_\_\_\_ Zip Code \_\_\_\_\_

*Please mail this form directly to the Office of Admission. Thank you for your assistance in providing us with this information.*


Office of Admission  
Providence Christian School of Texas  
5002 W. Lovers Lane  
Dallas, Texas 75209

**Required for  
Applicants to  
Classes Seven  
through Eight**

# English/Language Arts Teacher Evaluation

## Classes Seven through Eight

**Deadline for  
Evaluation:  
January 20, 2010**



**Teacher Instructions:**

Thank you for taking the time to complete this evaluation. All information will be considered strictly confidential. The insight you are able to provide helps us tremendously in the admission process--specific examples and anecdotes are especially useful.

Name of Candidate \_\_\_\_\_

Candidate for Grade/Level \_\_\_\_\_ Current Grade Level \_\_\_\_\_ School Year \_\_\_\_\_

Current School \_\_\_\_\_

<b>Academic Performance</b>	Truly Outstanding	Excellent	Good	Average	Below Average
Language Arts/English					
Reading skills	<input type="checkbox"/>	<input type="checkbox"/>	<input type="checkbox"/>	<input type="checkbox"/>	<input type="checkbox"/>
Writing skills	<input type="checkbox"/>	<input type="checkbox"/>	<input type="checkbox"/>	<input type="checkbox"/>	<input type="checkbox"/>
Prediction of applicant's success at next grade level at present school	<input type="checkbox"/>	<input type="checkbox"/>	<input type="checkbox"/>	<input type="checkbox"/>	<input type="checkbox"/>
Would you recommend this student for an honors curriculum?	<input type="checkbox"/> Yes	<input type="checkbox"/> No			
Has outside help been recommended?	<input type="checkbox"/> Yes	<input type="checkbox"/> No			
Has outside help been given?	<input type="checkbox"/> Yes	<input type="checkbox"/> No			
If help has been given, please elaborate: _____					

<b>Study Habits</b>	Truly Outstanding	Excellent	Good	Average	Below Average
Ability to work independently	<input type="checkbox"/>	<input type="checkbox"/>	<input type="checkbox"/>	<input type="checkbox"/>	<input type="checkbox"/>
Ability to work with others	<input type="checkbox"/>	<input type="checkbox"/>	<input type="checkbox"/>	<input type="checkbox"/>	<input type="checkbox"/>
Pattern of completing work on time	<input type="checkbox"/>	<input type="checkbox"/>	<input type="checkbox"/>	<input type="checkbox"/>	<input type="checkbox"/>
Attention span	<input type="checkbox"/>	<input type="checkbox"/>	<input type="checkbox"/>	<input type="checkbox"/>	<input type="checkbox"/>
Organization/care of materials	<input type="checkbox"/>	<input type="checkbox"/>	<input type="checkbox"/>	<input type="checkbox"/>	<input type="checkbox"/>
Work ethic	<input type="checkbox"/>	<input type="checkbox"/>	<input type="checkbox"/>	<input type="checkbox"/>	<input type="checkbox"/>

<b>Personal Characteristics</b>	Truly Outstanding	Excellent	Good	Average	Below Average
Peer relations	<input type="checkbox"/>	<input type="checkbox"/>	<input type="checkbox"/>	<input type="checkbox"/>	<input type="checkbox"/>
Attitude toward faculty and staff	<input type="checkbox"/>	<input type="checkbox"/>	<input type="checkbox"/>	<input type="checkbox"/>	<input type="checkbox"/>
Assumption of responsibility	<input type="checkbox"/>	<input type="checkbox"/>	<input type="checkbox"/>	<input type="checkbox"/>	<input type="checkbox"/>
Citizenship/Conduct	<input type="checkbox"/>	<input type="checkbox"/>	<input type="checkbox"/>	<input type="checkbox"/>	<input type="checkbox"/>
Health	<input type="checkbox"/>	<input type="checkbox"/>	<input type="checkbox"/>	<input type="checkbox"/>	<input type="checkbox"/>
Attendance	<input type="checkbox"/>	<input type="checkbox"/>	<input type="checkbox"/>	<input type="checkbox"/>	<input type="checkbox"/>

<b>Family</b>	Truly Outstanding	Excellent	Good	Average	Below Average
Supports child and his or her needs	<input type="checkbox"/>	<input type="checkbox"/>	<input type="checkbox"/>	<input type="checkbox"/>	<input type="checkbox"/>
Supports school and teachers	<input type="checkbox"/>	<input type="checkbox"/>	<input type="checkbox"/>	<input type="checkbox"/>	<input type="checkbox"/>

Please comment briefly on the following:

Candidate's qualities of mind (keenness, creativity, imagination):

Candidate's social and/or emotional development as compared with that of others of the same chronological age:

Candidate's greatest strengths:

Candidate's limitations or special needs (including amount of teaching time required):

Parental expectations, support, and attitude toward child:

Parental expectations and support of school:

Special comments (please attach additional sheet if necessary):

This student has been enrolled in this school for \_\_\_\_\_ year(s). I have known this student for \_\_\_\_\_ year(s).

Signature of Teacher \_\_\_\_\_ Position \_\_\_\_\_ Date \_\_\_\_\_

School \_\_\_\_\_ Address \_\_\_\_\_


City \_\_\_\_\_ State \_\_\_\_\_ Zip Code \_\_\_\_\_

*Please mail this form directly to the Office of Admission. Thank you for your assistance in providing us with this information.*  
Office of Admission  
Providence Christian School of Texas  
5002 W. Lovers Lane  
Dallas, Texas 75209

**Required for  
Applicants to  
Classes Seven  
through Eight**

# Math Teacher Evaluation Classes Seven through Eight

**Deadline for  
Evaluation:  
January 20, 2010**



**Teacher Instructions:**

Thank you for taking the time to complete this evaluation. All information will be considered strictly confidential. The insight you are able to provide helps us tremendously in the admission process--specific examples and anecdotes are especially useful.

Name of Candidate \_\_\_\_\_

Candidate for Grade/Level \_\_\_\_\_ Current Grade Level \_\_\_\_\_ School Year \_\_\_\_\_

Current School \_\_\_\_\_

<b>Academic Performance</b>	Truly Outstanding	Excellent	Good	Average	Below Average
Mathematics					
Facts/computation skills	<input type="checkbox"/>	<input type="checkbox"/>	<input type="checkbox"/>	<input type="checkbox"/>	<input type="checkbox"/>
Concepts/problem-solving skills	<input type="checkbox"/>	<input type="checkbox"/>	<input type="checkbox"/>	<input type="checkbox"/>	<input type="checkbox"/>
Prediction of applicant's success at next grade level at present school	<input type="checkbox"/>	<input type="checkbox"/>	<input type="checkbox"/>	<input type="checkbox"/>	<input type="checkbox"/>
Would you recommend this student for an honors curriculum?	<input type="checkbox"/> Yes	<input type="checkbox"/> No			
Has outside help been recommended?	<input type="checkbox"/> Yes	<input type="checkbox"/> No			
Has outside help been given?	<input type="checkbox"/> Yes	<input type="checkbox"/> No			
If help has been given, please elaborate: _____					

<b>Study Habits</b>	Truly Outstanding	Excellent	Good	Average	Below Average
Ability to work independently	<input type="checkbox"/>	<input type="checkbox"/>	<input type="checkbox"/>	<input type="checkbox"/>	<input type="checkbox"/>
Ability to work with others	<input type="checkbox"/>	<input type="checkbox"/>	<input type="checkbox"/>	<input type="checkbox"/>	<input type="checkbox"/>
Pattern of completing work on time	<input type="checkbox"/>	<input type="checkbox"/>	<input type="checkbox"/>	<input type="checkbox"/>	<input type="checkbox"/>
Attention span	<input type="checkbox"/>	<input type="checkbox"/>	<input type="checkbox"/>	<input type="checkbox"/>	<input type="checkbox"/>
Organization/care of materials	<input type="checkbox"/>	<input type="checkbox"/>	<input type="checkbox"/>	<input type="checkbox"/>	<input type="checkbox"/>
Work ethic	<input type="checkbox"/>	<input type="checkbox"/>	<input type="checkbox"/>	<input type="checkbox"/>	<input type="checkbox"/>

<b>Personal Characteristics</b>	Truly Outstanding	Excellent	Good	Average	Below Average
Peer relations	<input type="checkbox"/>	<input type="checkbox"/>	<input type="checkbox"/>	<input type="checkbox"/>	<input type="checkbox"/>
Attitude toward faculty and staff	<input type="checkbox"/>	<input type="checkbox"/>	<input type="checkbox"/>	<input type="checkbox"/>	<input type="checkbox"/>
Assumption of responsibility	<input type="checkbox"/>	<input type="checkbox"/>	<input type="checkbox"/>	<input type="checkbox"/>	<input type="checkbox"/>
Citizenship/Conduct	<input type="checkbox"/>	<input type="checkbox"/>	<input type="checkbox"/>	<input type="checkbox"/>	<input type="checkbox"/>
Health	<input type="checkbox"/>	<input type="checkbox"/>	<input type="checkbox"/>	<input type="checkbox"/>	<input type="checkbox"/>
Attendance	<input type="checkbox"/>	<input type="checkbox"/>	<input type="checkbox"/>	<input type="checkbox"/>	<input type="checkbox"/>

<b>Family</b>	Truly Outstanding	Excellent	Good	Average	Below Average
Supports child and his or her needs	<input type="checkbox"/>	<input type="checkbox"/>	<input type="checkbox"/>	<input type="checkbox"/>	<input type="checkbox"/>
Supports school and teachers	<input type="checkbox"/>	<input type="checkbox"/>	<input type="checkbox"/>	<input type="checkbox"/>	<input type="checkbox"/>

Please comment briefly on the following:

Candidate's qualities of mind (keenness, creativity, imagination):

Candidate's social and/or emotional development as compared with that of others of the same chronological age:

Candidate's greatest strengths:

Candidate's limitations or special needs (including amount of teaching time required):

Parental expectations, support, and attitude toward child:

Parental expectations and support of school:

Special comments (please attach additional sheet if necessary):

This student has been enrolled in this school for \_\_\_\_\_ year(s). I have known this student for \_\_\_\_\_ year(s).

Signature of Teacher \_\_\_\_\_ Position \_\_\_\_\_ Date \_\_\_\_\_

School \_\_\_\_\_ Address \_\_\_\_\_

City \_\_\_\_\_ State \_\_\_\_\_ Zip Code \_\_\_\_\_

*Please mail this form directly to the Office of Admission. Thank you for your assistance in providing us with this information.*

Office of Admission  
Providence Christian School of Texas  
5002 W. Lovers Lane  
Dallas, Texas 75209



## Statement of Faith

*We believe that the Scriptures are the very Word of God in their entirety and, therefore, are our authority in matters of faith and practice.*

*We believe in one God, creator of the universe, eternally existing in the persons of the Father, the Son, and the Holy Spirit.*

*We believe that God created man in His own image, and when man disobeyed God, he fell from grace and brought sin into the world.*

*We believe that Jesus Christ was conceived by the Holy Spirit, born of the virgin Mary, crucified for our sin, and raised from the dead in eternal victory. He is undiminished deity and genuine humanity in one person.*

*We believe that the Holy Spirit is a personal Being who convicts the world of sin and who regenerates, indwells, empowers, guides, and seals believers eternally for God.*

*We believe that regeneration by the Holy Spirit is absolutely necessary for the salvation of lost sinners, and those who receive the Lord Jesus Christ by faith are born again into the family of God.*

*We believe that the family of God is the Church, which is the body of believers of which Christ is the head.*

*We believe that Heaven is the abode of God and the place of eternal joy for the saved, and that Hell is the place of eternal punishment of separation from God for the lost.*

We have read and are in agreement with the above Statement of Faith of Providence Christian School of Texas.

\_\_\_\_\_  
Signature of Mother

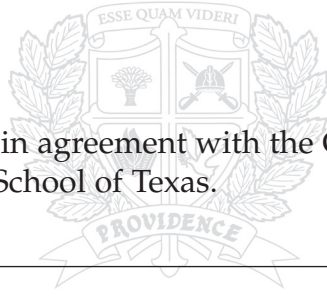
\_\_\_\_\_  
Date

\_\_\_\_\_  
Signature of Father

\_\_\_\_\_  
Date

If you have any questions or concerns, please explain:

\_\_\_\_\_  
\_\_\_\_\_  
\_\_\_\_\_



We have read and are in agreement with the Core Values of Providence Christian School of Texas.

\_\_\_\_\_  
Signature of Mother

\_\_\_\_\_  
Date

\_\_\_\_\_  
Signature of Father

\_\_\_\_\_  
Date

If you have any questions or concerns, please explain:

\_\_\_\_\_  
\_\_\_\_\_  
\_\_\_\_\_  
\_\_\_\_\_  
\_\_\_\_\_

